

“Monitoring energy efficiency in Italy: The Energy Efficiency Annual Report and the 65% tax deduction Report”

Gabriella Azzolini
ENEA – Technical Unit for Energy Efficiency

Energy End-Use Data and Energy Efficiency Metrics Initiative

Paris, 12th December 2016

Energy Efficiency Agency

Main activities

- To provide the Ministry of Economic Development (MiSE), the Regions and Local Authorities with technical-scientific support;
- Preparation of appropriate **implementation tools** needed for the achievement of national indicative energy saving targets set in the **Italian Energy Strategy (NES)** and **National Energy Efficiency Action Plan (NEEAP)**;
- To develop **calculation methods** suitable for measuring energy savings in order to verify the achievement of national indicative targets;
- To support the MiSE by developing the NEEAP and drafting the **Annual Report on Energy Efficiency (RAEE)**;
- To **disseminate** reliable and timely information on energy efficiency mechanisms and financial and legal frameworks.



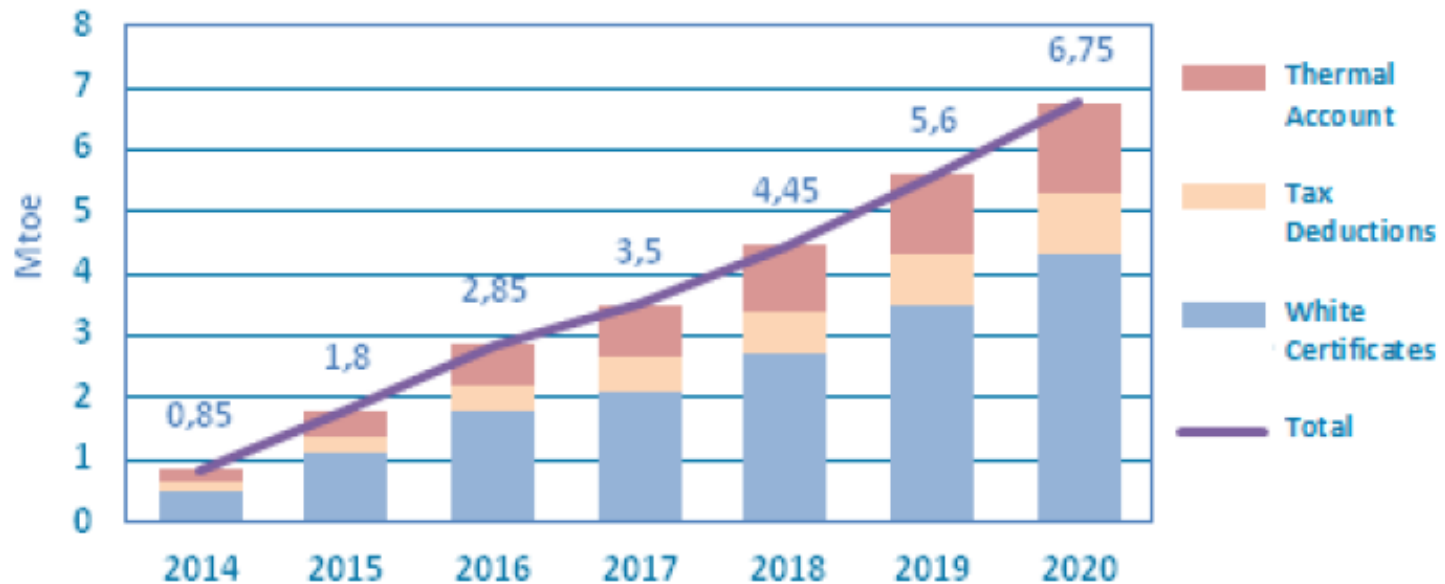
EU 2020 targets for Italy

Summary of the expected savings, in Mtoe/year 2011-2020

Sector	Measures to be implemented in 2011-2020					Expected savings at 2020	
	Energy Efficiency Directive - Article 7			Other measures			
	Obligation Scheme	Alternative measures					
	White Certificates Scheme	Tax Deductions Scheme	Heating & Cooling Support Scheme	Standards	Transport	Final Energy	Primary Energy
Residential	0.15	1.38	0.54	1.60		3.67	5.14
Services	0.10		0.93	0.20		1.23	1.72
Public	0.04		0.43	0.10		0.57	0.80
Private	0.06		0.50	0.10		0.66	0.92
Industry	5.10					5.10	7.14
Transport	0.10			3.43	1.97	5.50	6.05
Total	5.45	1.38	1.47	5.23	1.97	15.50	20.05

Source: NEEAP 2014

2012/27/UE -EED , Art. 7 Expected savings



Source: Ministry of Economic Development

Summary of the expected savings, in Mtoe/year 2014-2020



2016 Energy Efficiency Report

RAPPORTO ANNUALE
EFFICIENZA ENERGETICA

2016
RAEE



ENEA

EFFICIENZA ENERGETICA

L. D. 115/2008 Annual Report:

- Introduction
- National energy figures
- Sectoral technologies
- Achieved energy savings
- The Italian EE market
- The available financial tools
- Regional figures

http://www.energiaenergetica.enea.it/publicazioni/RAEE_2016_Versione_integrale.pdf

Report evolution

2012: 5 authors, 5 ENEA

2013: 41 authors, 36 ENEA

2014: 96 authors, 49 ENEA

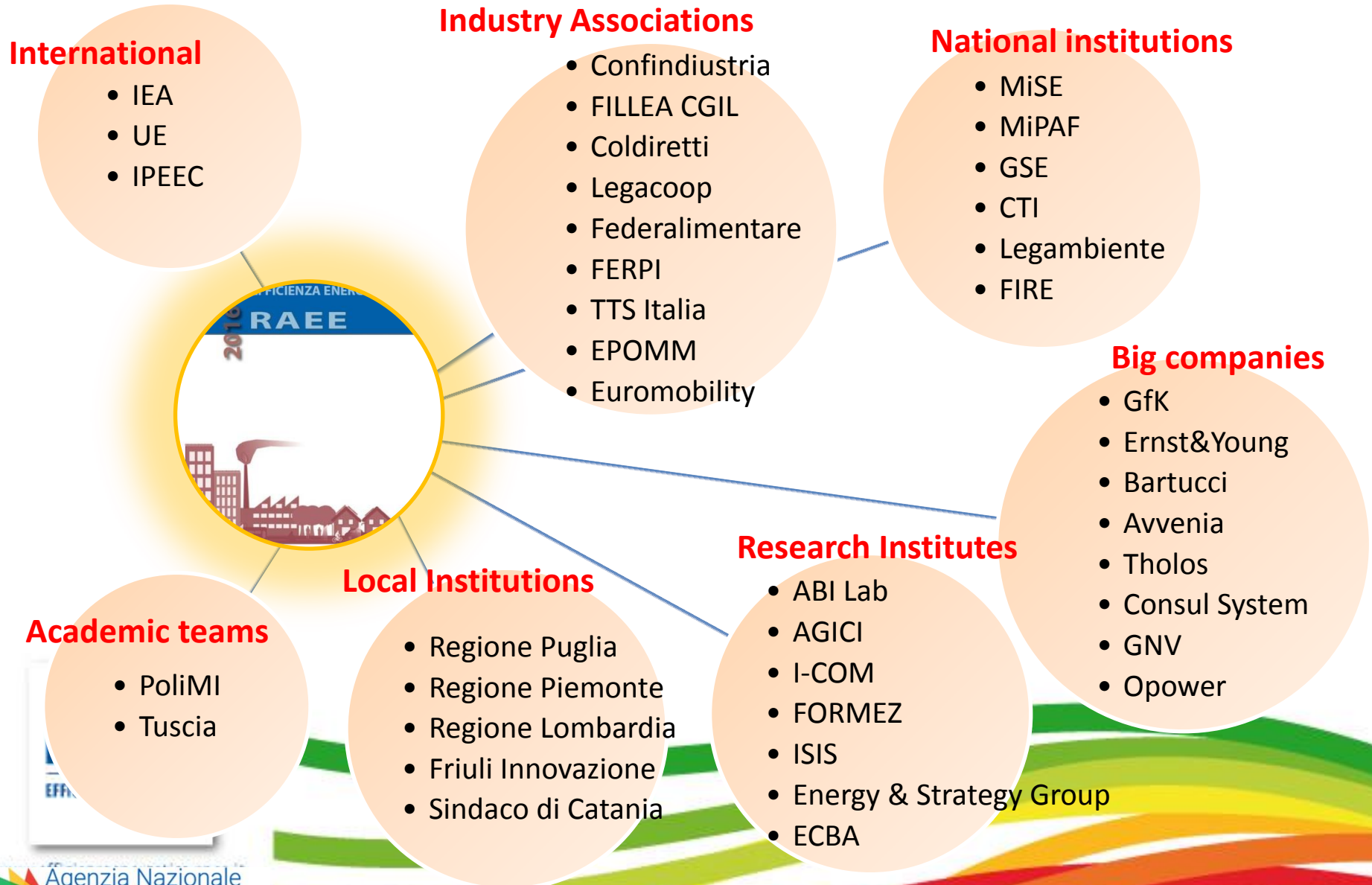
2015: 98 authors + 37 interviews, 47 ENEA

2016: 87 authors + 17 interview, 42 ENEA

From report to monitoring tool



Involved stakeholders



Tax deduction of 65%

2016 Report

2015: 350.000 applications

2007-2015:

over 2,5 million of applications

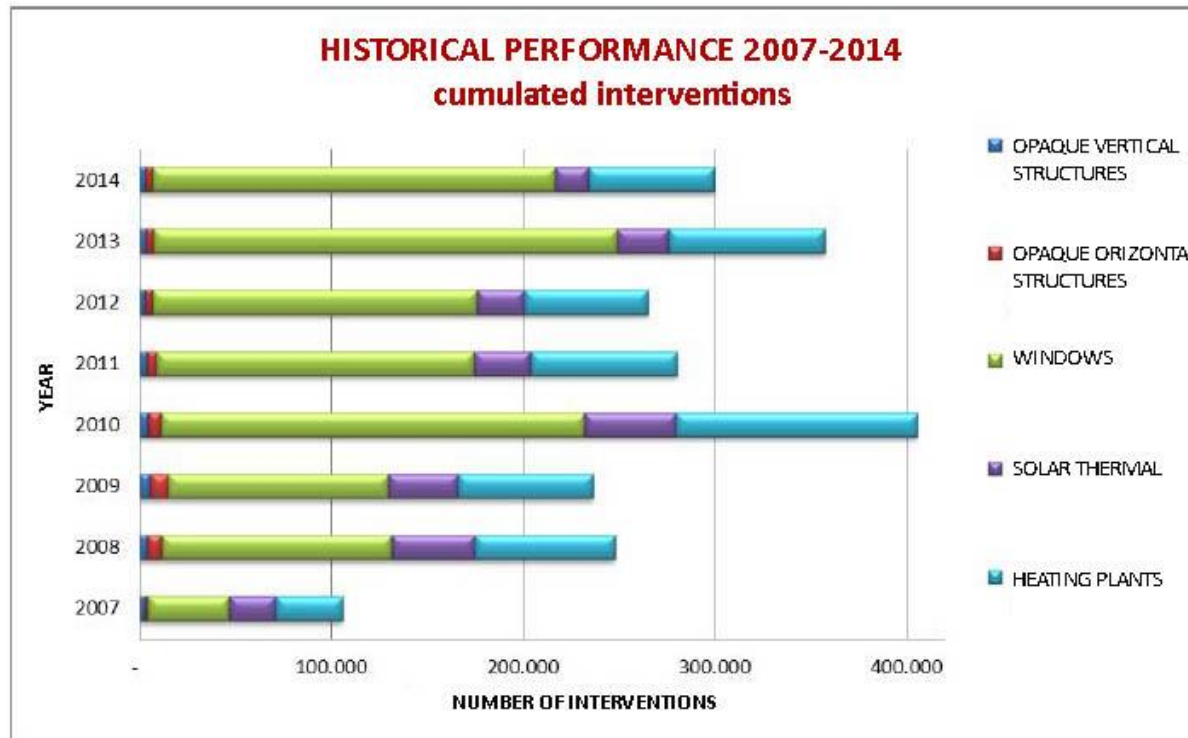
13.500 GWh/year energy saving

3 Millions of CO₂ saved

28 Billion euros invested



Tax deduction of 65% Results

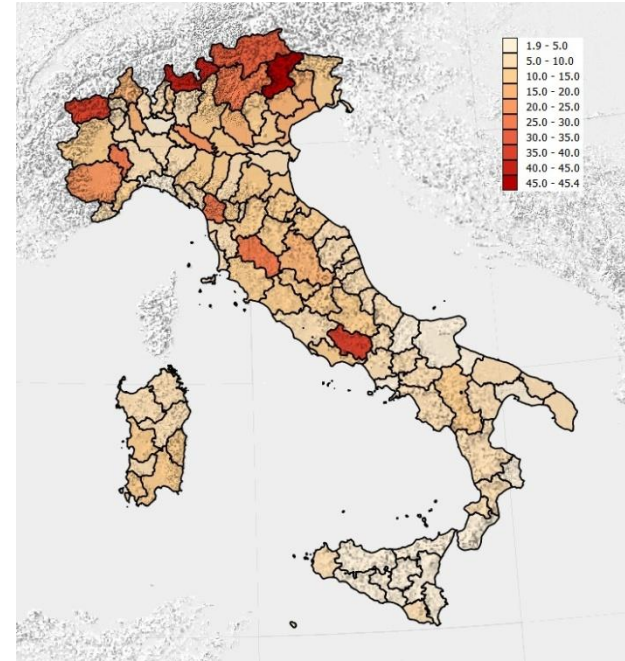


Number of interventions, shared by typologies, years 2007-2014

Tax deduction of 65% Analysis



Distribution of buildings interested by interventions on the whole building, 2014



Distribution of buildings interested by interventions on the whole building shared by provinces, 2014



Conclusions

Annual Reports as key monitoring tools :

- to monitor energy efficiency measures;
- to review existing support schemes and incentives and the corresponding achieved targets;
- to measure the consistency of italian building stock and its energy consumptions;
- to support MiSE by developing the NEEAP ;
- to drive national and local planning.



Thank you for your attention!

gabriella.azzolini@enea.it

www.energiaenergetica.enea.it

