

FUEL POVERTY MITIGATION THROUGH ENERGY EFFICIENCY IN BUILDINGS

Authors: E. Kontonasiou, B. Atanasiu, F. Mariottini

FUEL POVERTY DEFINITIONS

“Households are fuel poor if they have required fuel costs that are above average (the national median level) and were they to spend that amount, they would be left with a residual income below the official poverty line” (UK 2013).

“A household is said to be fuel poor if it needs to spend more than 10% of its income on fuel to maintain an adequate level of warmth” (UK 1991).

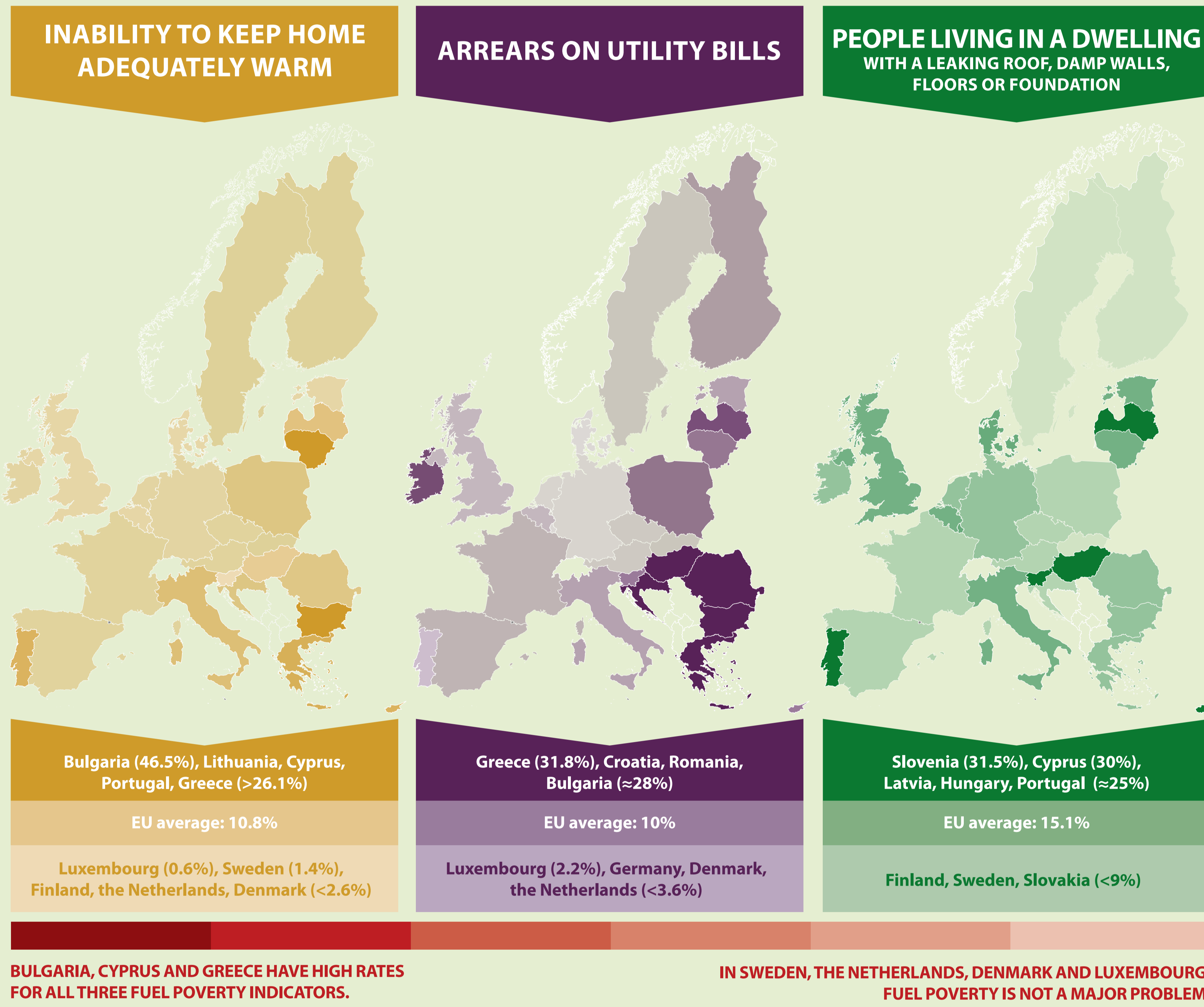
“Anyone who meets, in its housing, particular difficulties to have the necessary energy to meet its basic energy needs because of the inadequacy of its resources or of its housing conditions, is considered to be under fuel poverty” (France 2010).

“Fuel poverty has been described as the inability to afford adequate warmth in a home, or the inability to achieve adequate warmth because of the energy inefficiency of the home” (Ireland 2007).

HOW TO MEASURE FUEL POVERTY

Inability to keep homes adequately warm
Arrears on utility bills
People living in a dwelling with a leaking roof, damp walls, floors or foundation

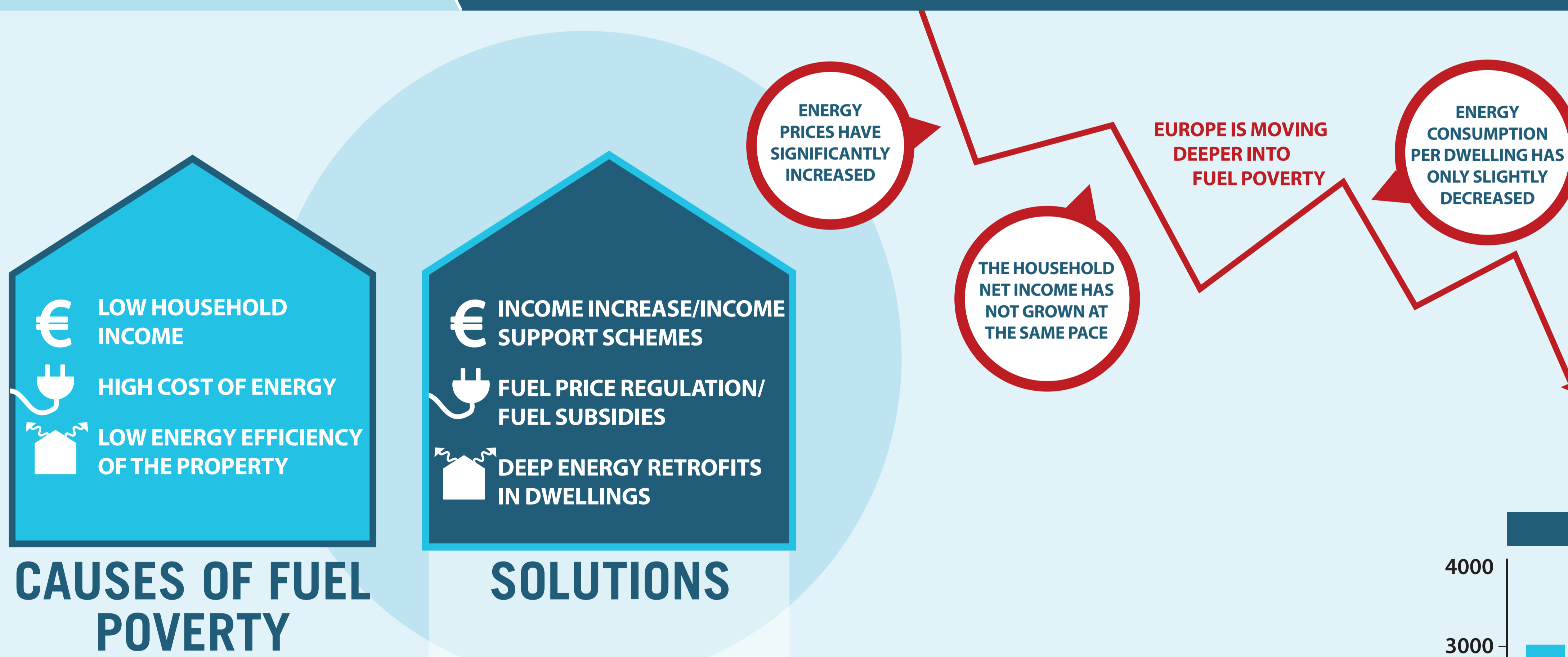
FUEL POVERTY IN EUROPE (2012)



FUEL POVERTY INDICATORS AMONG PEOPLE AT RISK OF POVERTY

Country	Arrears on utility bills (%)	Inability to keep home adequately warm (%)	Dwellings with leak-ages & damp walls (%)	Country	Arrears on utility bills (%)	Inability to keep home adequately warm (%)	Dwellings with leak-ages & damp walls (%)
Bulgaria	50.7	70	29.5	UK	20.3	19.4	21.4
Hungary	58.8	33.9	53	Estonia	20	9.6	30.3
Greece	54.4	47.6	21	Belgium	14	18.8	26.2
Latvia	39.5	35.1	43.3	France	17.8	15.2	22.1
Cyprus	25.9	50.6	34.6	Czech Rep.	19.4	15.3	20
Slovenia	37.5	17.3	46.1	Spain	17.9	18.2	17.9
Italy	24.5	44.1	30.1	Slovakia	18.3	13.6	19.7
Romania	41.5	25.4	30	Netherlands	8.6	8.7	27.4
Lithuania	22.8	38.2	28.6	Germany	8.6	14.8	21
Portugal	14.5	43	28.4	Denmark	5.5	7.1	25.3
Croatia	40.9	21.8	19.9	Luxembourg	6.6	2.2	28.9
Poland	30.1	27.6	20	Austria	11.3	7.7	15.2
Malta	19.4	32.1	12.4	Finland	13.7	3.8	8.6
Ireland	28.6	16	18.3	Sweden	10.3	3.5	11

POSSIBLE SOLUTIONS AND THEIR BOTTLENECKS



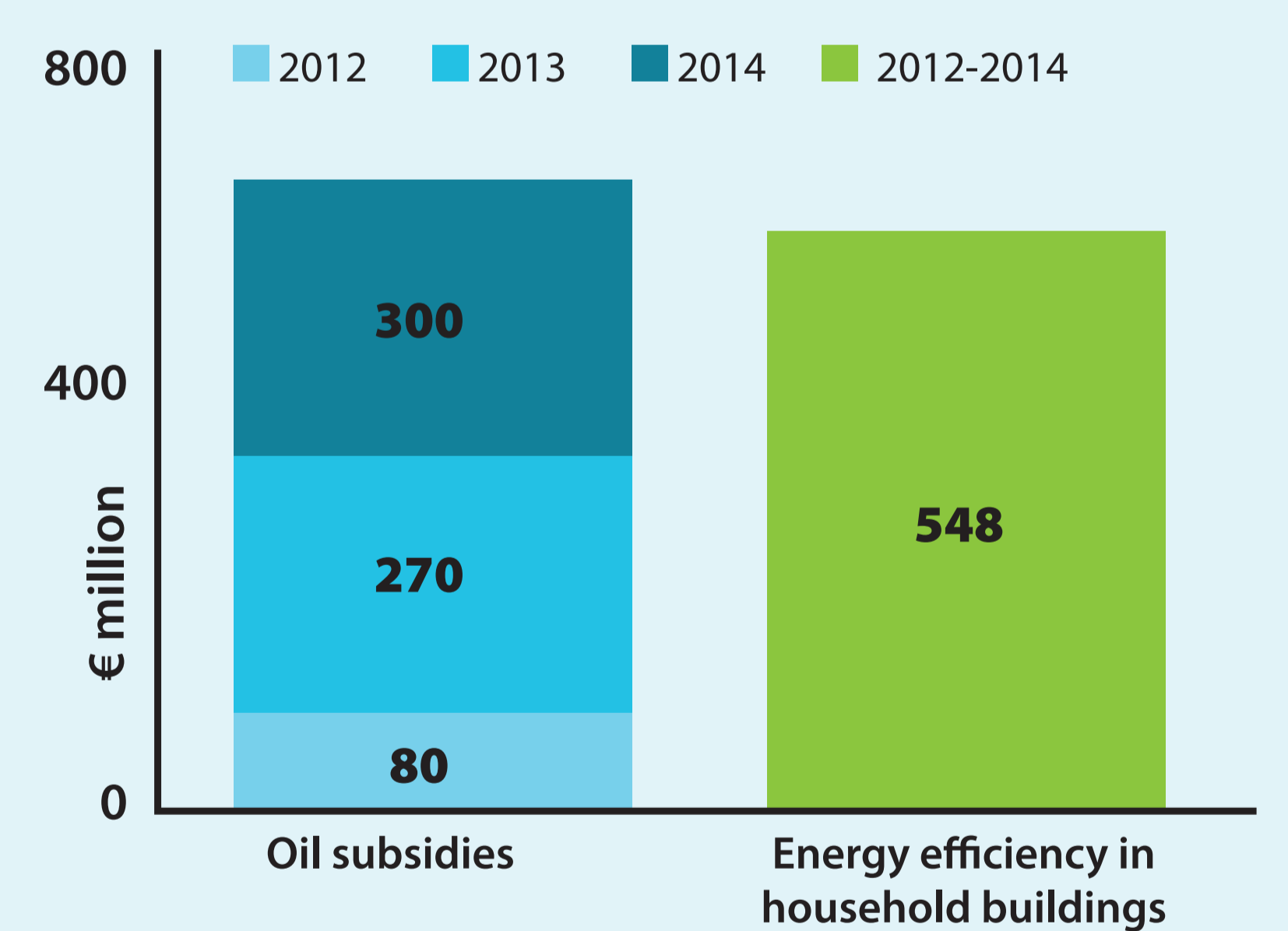
THE SHORTCOMINGS OF TEMPORARY SOLUTIONS

- Energy price regulation & direct financial support to fuel poor people:
- Are strongly dependent on many economic factors
- Need continuous and even increased funding from public budgets
- Do not generate added value or economic growth

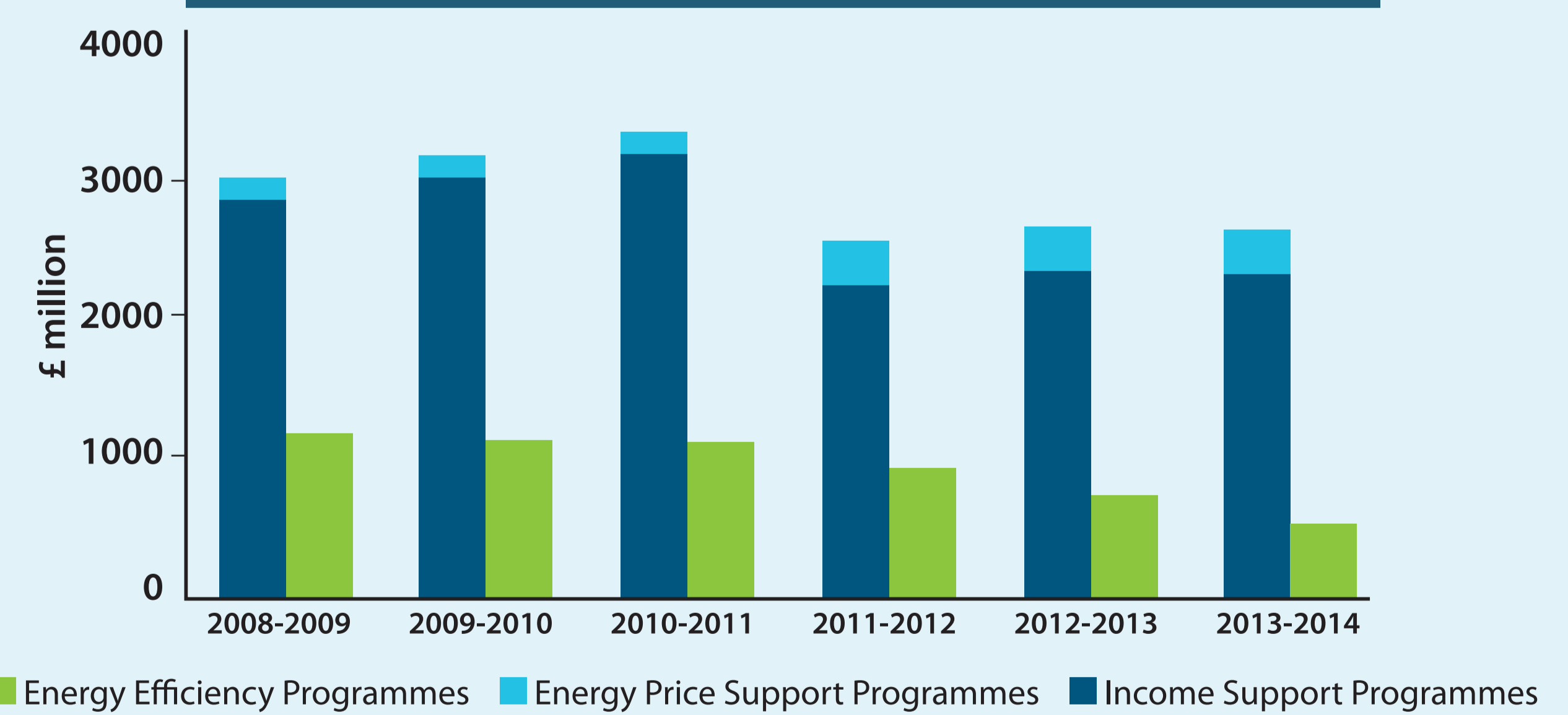
DEEP ENERGY RETROFITS AS A SUSTAINABLE SOLUTION

- Multiple co-benefits:
- Avoiding illness and death incidents caused by cold homes
 - Higher indoor thermal comfort
 - Job creation
 - Social inclusion (e.g. by rehabilitating poor districts)
 - Reduced energy costs
 - Reduced CO₂ emissions

FINANCING FUEL POVERTY MEASURES IN GREECE



FINANCING FUEL POVERTY MEASURES IN UK



Even though energy efficiency measures have proven to be the most sustainable solution to the fuel poverty problem they receive lower funding compared to income and fuel price support schemes.

RECOMMENDATIONS

- Shifting gradually the public budgets from income and heating subsidies to effective renovation measures should be the top priority at national levels.
- The EU should adopt a long term strategy to address fuel poverty.
- At national level, dedicated programmes towards fuel poverty alleviation should be designed and implemented.
- A higher budget cut from EU funds should be allocated for the implementation of energy efficiency measures in vulnerable households.
- A more accurate definition of fuel poverty would facilitate evaluating the extent of the problem, while it would allow programmes and policies to reach the right people.
- Improving statistical data is necessary in order to define the link between housing conditions, fuel poverty and other indicators of vulnerability.